

EAST -WEST TEAHOUSE

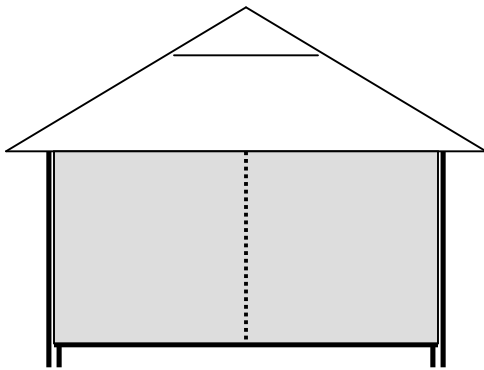
P.O. Box 923
Ojai, California 93024

Direct: 805.646.7355 – Cell: 805.300.8600

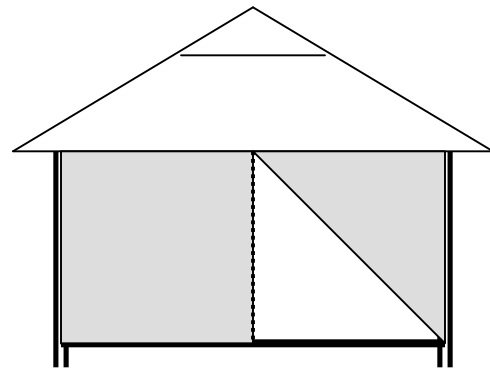
Email: Stephen@EastWestTeaHouse.net – Website: www.EastWestTeaHouse.net

Flexible and versatile, a zippered entrance wall on a **Tea Room** can be adjusted quickly and easily to accommodate your preference, or to respond to changing conditions of wind, weather and temperature.

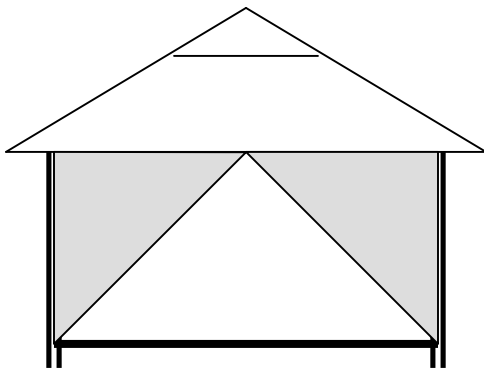
To give you a better idea of the many possibilities, here are a few examples of how a zippered entrance wall might be configured on a **Tea Room**:



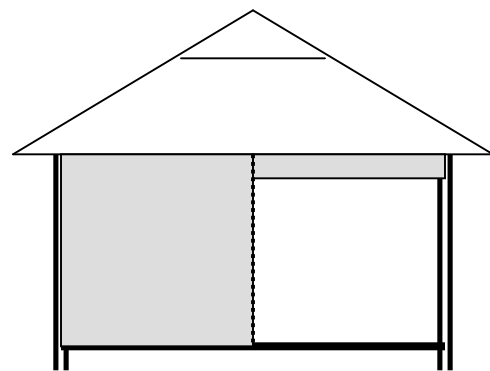
Both Sides Down – Zipped Together



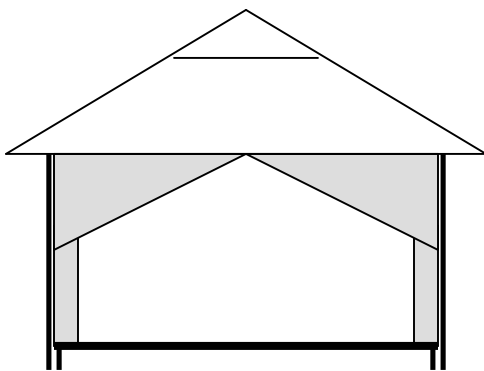
One Side Down, One Side Pinned Back at the Corner



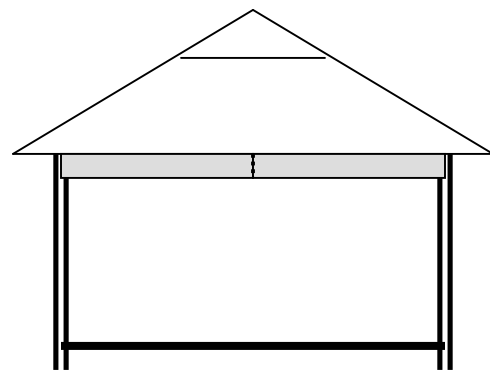
Both Sides Pinned Back at the Corners



One Rolled Up, One Side Rolled Up



Both Sides Tied Back



Both Sides Rolled Up

EAST -WEST TEAHOUSE

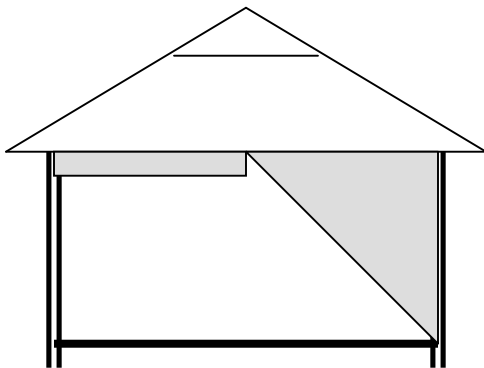
P.O. Box 923
Ojai, California 93024

Direct: 805.646.7355 – Cell: 805.300.8600

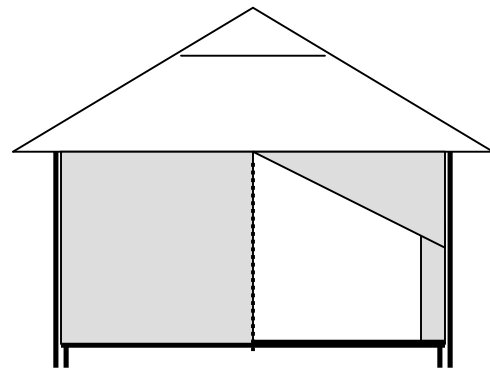
Email: Stephen@EastWestTeaHouse.net – Website: www.EastWestTeaHouse.net

A zippered entrance wall helps make a **Tea Room** a truly "all season" structure – adjusting at a moment's notice to offer protection from wind, rain or cooler temperatures; to create more privacy or a greater sense of freedom and openness; and to change the look, feeling, ambiance or view.

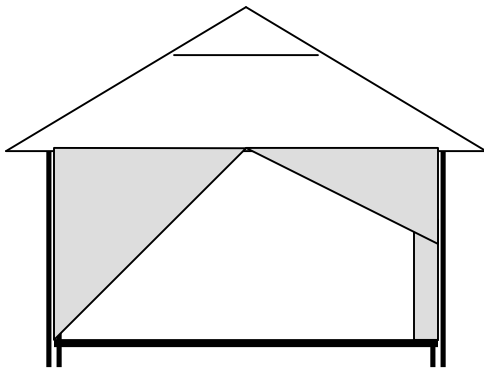
Below, some other possibilities of how a zippered entrance wall might be configured on a **Tea Room** – and for comparison, an example of a "Moon Window" wall.



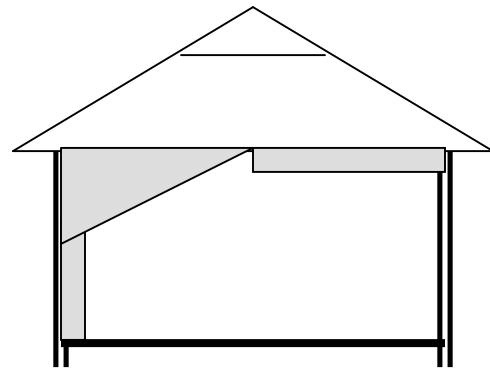
One Side Rolled Up, One Side Pinned Back at the Corner



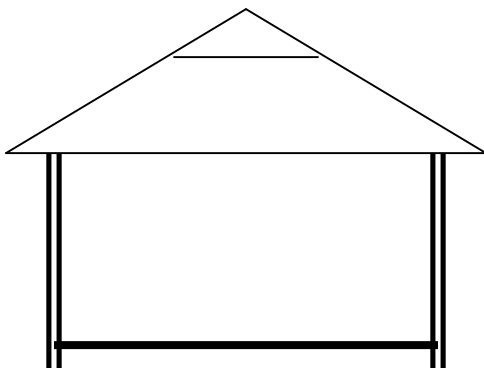
One Side Down, One Side Tied Back



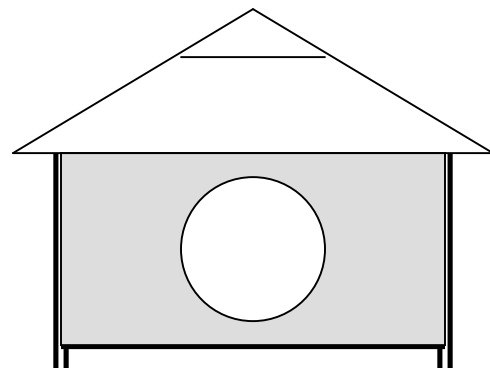
One Side Pinned Back at the Corner, One Side Tied Back



One Side Tied Back, One Side Rolled Up



Zippered Wall Unfastened & Removed



A "Moon Window" Wall – for Comparison